

The  
British Columbia  
Fuchsia and Begonia  
Society



Year 2019  
Show Rules and Schedule

# **The British Columbia Fuchsia and Begonia Society**

## **2019 Show Rules and Schedule**

### ***Index***

<b>Show Chairman's Message</b>	<b>3</b>
<b>Judging Points</b>	<b>4</b>
<b>Show Rules</b>	<b>5</b>
<b>Begonia Classes - Open</b>	<b>6</b>
<b>Begonia Classes - Master</b>	<b>7</b>
<b>Begonia Classes - Novice and Non-Greenhouse</b>	<b>8</b>
<b>Begonia - Tuberous Begonias - Characteristics</b>	<b>9, 10</b>
<b>Fuchsias - Characteristics</b>	<b>11</b>
<b>Fuchsia Bonsai - Characteristics</b>	<b>12</b>
<b>Fuchsia Classes - Open</b>	<b>13</b>
<b>Fuchsia Classes - Master Grower</b>	<b>14</b>
<b>Fuchsia Classes - Novice and Non-Greenhouse</b>	<b>15</b>
<b>Fuchsia Classes - Miscellaneous</b>	<b>16</b>
<b>Geraniaceae Classes - Open</b>	<b>17</b>
<b>Shade Loving Plants - Classes</b>	<b>18</b>
<b>Decorative Arrangements - Classes</b>	<b>19</b>
<b>Potpourri</b>	<b>19</b>
<b>Trophies &amp; Rosettes</b>	<b>20</b>

## Show Chairman's Message

Our Annual Show & Competition is a go for this year at VanDusen Botanical Garden! It will be scaled down a bit as we won't be using the Cedar room. All of the entries, according to the stats from our recent survey, should all fit into the Floral Hall.

We still have to have a show meeting where we will get started discussing other ways to maybe scale it down. The Show Rules are being finalized first. We have to make it easier on everyone as we are all aging, doing less and growing fewer plants. We still want to have a lovely Show though, with less stress and less work for those concerned.

By now you have all your plants sorted and bought to grow on for the Show. You had a **deadline of April 30** to have them in your possession, approximately 3 months prior to the Show. We extended the deadline by 4 days. Now is the fun part of pinching your fuchsias, potting them up and then repotting, if necessary, up into their final container. Pinching, grooming, watering and feeding your plants are all on the agenda from now until the Show.

Remember there are Pelargonium classes as well as other shade loving classes to try. **Please check over the Show Rules.** Try some new classes. There are many to choose from. If you have never entered in the Show before, now is the time to try it. Each entry is judged on its own merit out of a possible 100 points. You could lose points simply by having debris on the soil or a dirty container. Keeping up with your cleaning routine is so important. Continually check for spoiled leaves, spent blooms, seed pods and debris on the soil. By doing this as you go along there is less to do come Show time. It is also better for your plant. No chance of disease will be able to form. All this diligence results in a Show plant. Continue to turn your fuchsia baskets too, to keep the growth and blooms balanced all around. You can gently train your fuchsia branches to fall over the pot by putting wooden clothes pegs between the leaf nodes. Easy does it though, as some varieties are more brittle and stiffer than others.

Remember to feed your begonias and to give them lots of breathing room to discourage mildew from forming. They need lots of air around them for good circulation. With feeding, the important thing is to be consistent. Don't stop and start. For fuchsias, you can start with  $\frac{1}{4}$  strength of 20-20-20 with every watering. Do not feed a dry plant. Water a bit first. You do not want to burn the new roots. You can progress onto 15-30-15 to encourage more bloom. This is just a guide. Do whatever works for you.

I wish all of you well in growing on all of your plants. It is a fun time of year, working with your plants, seeing the first blooms appear and then opening.

If you need any help at all do not hesitate to ask myself or anyone on the board. We are all there to help each other.

**Remember to email or phone in your entries by the Monday before the Show, July 22, to Hilda Rasmussen. All the info is in the Show Rules.**

**Good luck to you all!** I hope to see lots of entries at the Show as well as lots of help from **you!** Remember you voted to have a Show at VanDusen Botanical Garden. Let us **all** do our part to make it a good one.

See you all there!

Sincerely, Fran Carter, Show Chair

# The British Columbia Fuchsia and Begonia Society

2019 Show Rules and Schedule

**Each entry will be judged on its own merit out of 100 points.**

## TUBEROUS BEGONIA

Number and size of blooms in proportion to size of plant:	40 points
Cultural perfection:	25 points
Foliage:	15 points
Quality of flowers:	<u>20 points</u>
Total	100 points

## MOST OTHER BEGONIA TYPES

(Rex and Non-blooming types)

Cultural perfection:	50 points
Condition:	40 points
Difficulty of cultivation:	<u>10 points</u>
Total	100 points

## OTHER BEGONIA TYPES (that bloom)

(Semperflorens, Reiger, Species, etc.)

Cultural perfection:	30 points
Condition:	20 points
Quantity of flowers:	30 points
Quality of flowers:	<u>20 points</u>
Total	100 points

## FUCHSIA

Quantity of bloom:	25 points
Flower quality:	25 points
Foliage:	15 points
Presentation:	
Labelling:	5 points
Container:	5 points
Proportion & balance:	<u>25 points</u>
Total	100 points

## FUCHSIA SPECIES

Flower quality:	20 points
Quality of plant:	20 points
Quantity of bloom:	10 points
Foliage:	25 points
Form, proportion, balance:	15 points
Container:	5 points
Labelling:	<u>5 points</u>
Total	100 points

## VARIEGATED/ORNAMENTAL FOLIAGE FUCHSIA

Quality of plant:	25 points
Leaf colour:	25 points
Foliage:	20 points
Form, proportion, balance:	20 points
Container:	5 points
Labelling:	<u>5 points</u>
Total	100 points

## BONSAI FUCHSIA

Overall appearance:	30 points
Label:	5 points
Trunk and Roots:	25 points
Branches:	15 points
Leaves:	10 points
Flowers:	10 points
Container:	<u>5 points</u>
Total	100 points

## DECORATIVE ARRANGEMENTS

Colour combination:	25 points
Proportion and Balance:	25 points
Distinction and originality:	20 points
Relationship to container:	10 points
Suitable combination of materials:	10 points
Condition:	<u>10 points</u>
Total	100 points

## MINIATURE GARDENS

Overall appearance:	25 points
Colour:	20 points
Texture:	15 points
Quality:	15 points
Accessories:	15 points
Container:	<u>10 points</u>
Total	100 points

## PELARGONIUM ZONAL

Plant quality:	25 points
Flower head:	25 points
Pip (buds):	15 points
Colour:	15 points
Foliage:	<u>20 points</u>
Total	100 points

## PELARGONIUM REGAL

Plant quality:	20 points
Flower head:	20 points
Pip (buds):	20 points
Colour:	25 points
Foliage:	<u>15 points</u>
Total	100 points

## PELARGONIUM IVY

Plant quality:	40 points
Flower head:	20 points
Pip (buds):	15 points
Colour:	10 points
Foliage:	<u>15 points</u>
Total	100 points

## PELARGONIUM SCENTED

Plant quality:	50 points
Flower head:	10 points
Foliage:	30 points
Scent:	<u>10 points</u>
Total	100 points

## FERNS and other SHADE PLANTS

(shown only on page 18)

These will be judged on cultural perfection

**according to the B.C. Council of Garden Clubs  
Judging Standards Manual (copy available in the  
Club's Library).**

## Show Rules

1. All entries must have been in the possession of the exhibitor at least 3 months prior to the Show.
2. Exhibitors must be a member of the Club.
3. Entries for all classes should be telephoned, mailed or e-mailed to the Registrar **Hilda Rasmussen, #432-22301 Fraser Highway, Langley, V3A 4H5 (604-546-0162) or hrzberry5@telus.net** by Tuesday, July 22.
4. The Show will be held in the Floral Hall of the VanDusen Botanical Garden, 5251 Oak Street, Vancouver, B. C. on Saturday, July 27 and Sunday, July 28.
5. All entries must be at the Floral Hall by 8:00 PM Friday, July 26, with the exception of blossoms and arrangements which may be brought in on Saturday, July 27 from 8:00 AM to 8:45 AM.
6. Judging commences at 9:00 AM, Saturday, July 27.
7. The Show will be open to the public from 10:00AM until 5:00PM on Saturday, July 27 and from 10:00AM until 4:00PM on Sunday, July 28.
8. Dismantling of the Show will occur after the Trophies and prizes have been awarded. Plants can only be removed after the trophies and prizes are awarded on Sunday, July 28.
9. Admission fee for adults will be by donation at the door. Trophies will be awarded on Sunday at 4:00 PM.
10. All trophies are the property of the Society and must be returned **engraved** to our July meeting.
11. The Show Committee will not be responsible for damage or loss, although every effort will be made to safeguard the exhibits.
12. The Show Chair will be in charge of all the exhibits, events and activities during the Show. No exhibitor may change or remove the exhibits during the Show.
13. Members must arrange their own transportation for their entries.
14. The Show Chair shall have the right to exclude infected or diseased plants from the Show.
15. The Merit Points awarded by Judges (out of 100 points) are as follows:  

<i>Blue Ribbon</i>	90 - 100 points
<i>Red Ribbon</i>	80 - 89 points
<i>White Ribbon</i>	70 - 79 points
16. Where a class with 3 entries winning 90 points or more exists, the plant with the most points shall receive a **Gold Ribbon**. There are no restrictions on the number of ribbons that may be awarded in any one class.
17. Only one trophy/rosette will be awarded per plant(s) except for Best Fuchsia, Best Begonia and Best Geraniaceae in Show.
18. Best Fuchsia Plant in Show, Best Begonia Plant in Show and Best Geraniaceae Plant in Show trophies are awarded to those with the highest total of merit points.
19. An exhibitor winning the same trophy for three (3) consecutive years in a class will receive a special keeper trophy.
20. The decisions of the Judges shall be final. All ties shall be broken by the Judges.
21. A **Novice** is a member who has accrued 25 award points or less.
22. A **Novice** may enter *any* open class, but only a novice may enter a Novice Class.
23. A **Master Grower** may enter any Open Class if no Master Grower Class or Non-Greenhouse Class is available.
24. Every plant entered *must* be labelled with a hand-written label (not a commercial label) with the correct name of the plant both on the plant and on the entry form, except where 'please name' is indicated.
25. The largest begonia bloom will be judged by measuring the widest part of the flower. (See bottom of page 6.)
26. Bonsai entries must include variety name, style attempted, and age of plant, on a 3" x 5" folded card supplied by the Society. (see page 12 for suggested forms).
27. **Pots must be clean and presentable and will be judged as part of the entry.**
28. Each potted entry should contain only one plant or tuber unless specified otherwise.
29. Size of pot is inside measurement.
30. The Judges Chair will be in charge of the judging.
31. *Member's Awards* points are accumulated as follows:  

<i>All trophies</i>	5 points
<i>Rosette</i>	5 points
<i>Blue Ribbon</i>	5 points
<i>Red Ribbon</i>	4 points
<i>White Ribbon</i>	3 points
<i>Gold Ribbon</i>	2 points
32. The accumulation of *Member's Awards* points results in a member obtaining their point standing such as Novice, First Class, Master and Grand Master as seen in the 2018 Annual. (Refer to #29)
33. Plants entered in the wrong class, if detected, will be moved to the appropriate class.
34. Any matter not provided for in these rules and regulations, will be dealt with by the Show Committee and their decision **must** be accepted as final.

# The British Columbia Fuchsia and Begonia Society

## 2019 Show Rules and Schedule

**Begonia Classes - Open:** *Classes on this page are Open (O). On page 8 are comparable begonia classes for Novices (N), and Non-Greenhouse (NG) members only to enter. Master Growers eligible from classes O1 - O9.*

### Non-Tuberous

- O 1. Semperflorens 1 plant any variety (wax or fibrous type begonia)
- O 2. Rhizomatous 1 plant (Glendale, Silver Star, Deliciosa, Elephant Ear, etc.)
- O 3. Rex 1 plant (Merry Christmas, Silver, etc.)
- O 4. Cane Like 1 plant (Angel Wing, Lucerna, Orange Rubra)
- O 5. Shrub Like 1 plant (Richmondensis, *thurstonii*, *fuchsioides*, *luxurians*)
- O 6. Thick Stemmed 1 plant (Gryphon)
- O 7. Hanging Basket 2 or more plants, pendular (scandent), one colour, one variety (e.g. *fagifolia*)
- O 8. Wall Pocket 2 or more plants, pendular (scandent), one colour, one variety

### Semi-Tuberous

- O 9. Semi-Tuberous 1 plant, semi-tuberous or swollen basal stem (*partita*, *dregei*, etc.)

### Tuberous

- O 10. Tuberous 1 plant - Single stem - any bloom type
- O 11. Tuberous 1 plant - Multiple stem - any bloom type
- O 12. Tuberous 1 plant - Non-stop type
- O 12A. Tuberous 1 plant per pot, 3 separate pots in a group, Non-Stop type, mixed colours
- O 12B. Tuberous 2 or more plants, one variety, one colour, one pot
- O 12C. Tuberous 2 or more plants, mixed varieties, mixed colours, one pot
- O 13. Tuberous Species 1 or more plants, pendular (*sutherlandii*, etc.) state HB or WP
- O 14. Tuberous Species 1 plant - upright (*grandis*, etc.)

### Tuberous Hanging Basket (HB)

- O 15. Tuberous 2 or more plants - Double flowered - one variety, one colour, pendular
- O 16. Tuberous 1 plant - Double flowered - any variety, pendular
- O 17. Tuberous 2 or more plants - Single flowered - one variety, one colour, pendular
- O 18. Tuberous 1 plant - Single flowered - any variety, pendular

### Tuberous Wall Pockets (WP)

- O 20. Tuberous 1 plant - any variety, pendular
- O 21. Tuberous 2 or more plants - one variety, one colour, pendular

### Tuberous Seedling or Cutting (from seed or cutting) A seedling or a cutting may be entered in this class in its first year of flowering.

- O 23. Tuberous - Seedling 1 plant - upright, in bloom
- O 24. Tuberous - Seedling(s) 1 or more plants, pendular, any variety, in bloom - mixed colours permitted
- O 25. Tuberous - Cutting 1 plant, upright, in bloom
- O 25A. Tuberous - Cutting(s) 1 or more plants, pendular, one variety, in bloom - mixed colours permitted

### Miscellaneous

- O 26. Begonia 1 or more plants, any variety not eligible for any of the above classes. ('Dragon Wings', Reiger, *paralis*, non-tuberous species, etc.)
- O 27. Begonia 1 or more plants - pot, hanging basket or wall pocket grown by a member 16 years old or younger
- O 28. 6 Blooms Tuberous, shown in display case provided - Entrant to supply background cover (i.e. moss, leaves, fabric, etc.)
- O 29. Sweepstake 2019 Begonia - to be grown in container provided
- O 29B. Bonsai 1 plant, any variety, must conform to Bonsai styles on page 12

**Note: Judges - please measure for largest bloom. See page 5 #25.**

# The British Columbia Fuchsia and Begonia Society

## 2019 Show Rules and Schedule

**Begonia Classes - (Master Growers):** *Classes on this page are for Master Growers (M). On page 8 are comparable begonia classes for Novices (N) and Non-Greenhouse (NG) members only to enter.*

### **Tuberous**

- M 10. Tuberous 1 plant - Single stem - any bloom type
- M 11. Tuberous 1 plant - Multiple stem - any bloom type
- M 12. Tuberous 1 plant - Non-stop type
- M 12A Tuberous 1 plant per pot, 3 separate pots in a group, Non-Stop type, mixed colours

### **Tuberous Hanging Basket (HB)**

- M 15. Tuberous 2 to 5 plants - Double flowered - one variety, one colour, pendular
- M 16. Tuberous 1 plant - Double flowered - any variety, pendular
- M 17. Tuberous 2 or more plants - Single flowered - one variety, one colour, pendular
- M 18. Tuberous 1 plant - Single flowered - any variety, pendular

### **Tuberous Wall Pockets (WP)**

- M 20. Tuberous 1 plant - any variety, pendular
- M 21. Tuberous 2 or more plants - one variety, one colour, pendular

### **Tuberous Seedlings or Cuttings (from seed or cutting)A seedling or a cutting may be entered in this class in its first year of flowering.**

- M 23. Tuberous - Seedling 1 plant - upright, in bloom
- M 24. Tuberous - Seedling(s) 1 or more plants, any variety, pendular, in bloom - mixed colours permitted
- M 25. Tuberous - Cutting 1 plant - upright in bloom
- M 25A Tuberous - Cutting(s) 1 or more plants, any variety, pendular, in bloom - mixed colours permitted

# The British Columbia Fuchsia and Begonia Society

## 2019 Show Rules and Schedule

### **Begonia Classes for Novice Growers (N)**

#### **Non-Tuberous**

- N 1. Semperflorens 1 plant any variety (wax or fibrous type begonia)  
N 2. Rhizomatous 1 plant ('Glendale', 'Silver Star', *deliciosa*, Elephant Ear, etc.)  
N 3. Rex 1 plant (Merry Christmas, Silver, etc.)  
N 4. Cane Like 1 plant (Angel Wing, Lucerna, Orange Rubra)

#### **Tuberous**

- N 10. Tuberous 1 plant - Single stem - any bloom type  
N 11. Tuberous 1 plant - Multiple stem - any bloom type  
N 12. Tuberous 1 plant - Non-stop type - any bloom type

#### **Tuberous Hanging Basket**

- N 15. Tuberous H. Basket 2 to 5 plants - Double flowered - Pendular - one variety, one colour  
N 16. Tuberous H. Basket 1 plant - Double flowered - Pendular - any variety  
N 17. Tuberous H. Basket 2 or more plants - Single flowered - Pendular - one variety, one colour

#### **Tuberous Wall Pocket**

- N 20. Tuberous Wall Pocket 1 plant - Pendular - any variety  
N 21. Tuberous Wall Pocket 2 or more plants - Pendular, one variety, one colour

### **Begonia Classes For Growers Without Greenhouse Facilities (Non-Greenhouse - NG)**

#### **Non Tuberous**

- NG 1. Semperflorens 1 plant - any variety (wax or fibrous type begonia)  
NG 2. Rhizomatous 1 plant - ('Glendale', 'Silver Star', *deliciosa*, Elephant Ear, etc.)  
NG 3. Rex 1 plant - ('Merry Christmas', etc.)  
NG 4. Cane Like 1 plant - (Angel Wing, 'Lucerna', 'Orange Rubra')

#### **Tuberous**

- NG 10. Tuberous 1 plant - Single stem - any bloom type  
NG 11. Tuberous 1 plant - Multiple stem - any bloom type  
NG 12. Tuberous 1 plant - Non-stop type - any bloom type

#### **Tuberous Hanging Basket**

- NG 15. Tuberous H. Basket 2 to 5 plants - Double flowered - Pendular - one variety, one colour  
NG 16. Tuberous H. Basket 1 plant - Double flowered - Pendular - any variety  
NG 17. Tuberous H. Basket 2 or more plants - Single flowered - Pendular - one variety, one colour

#### **Tuberous Wall Pocket**

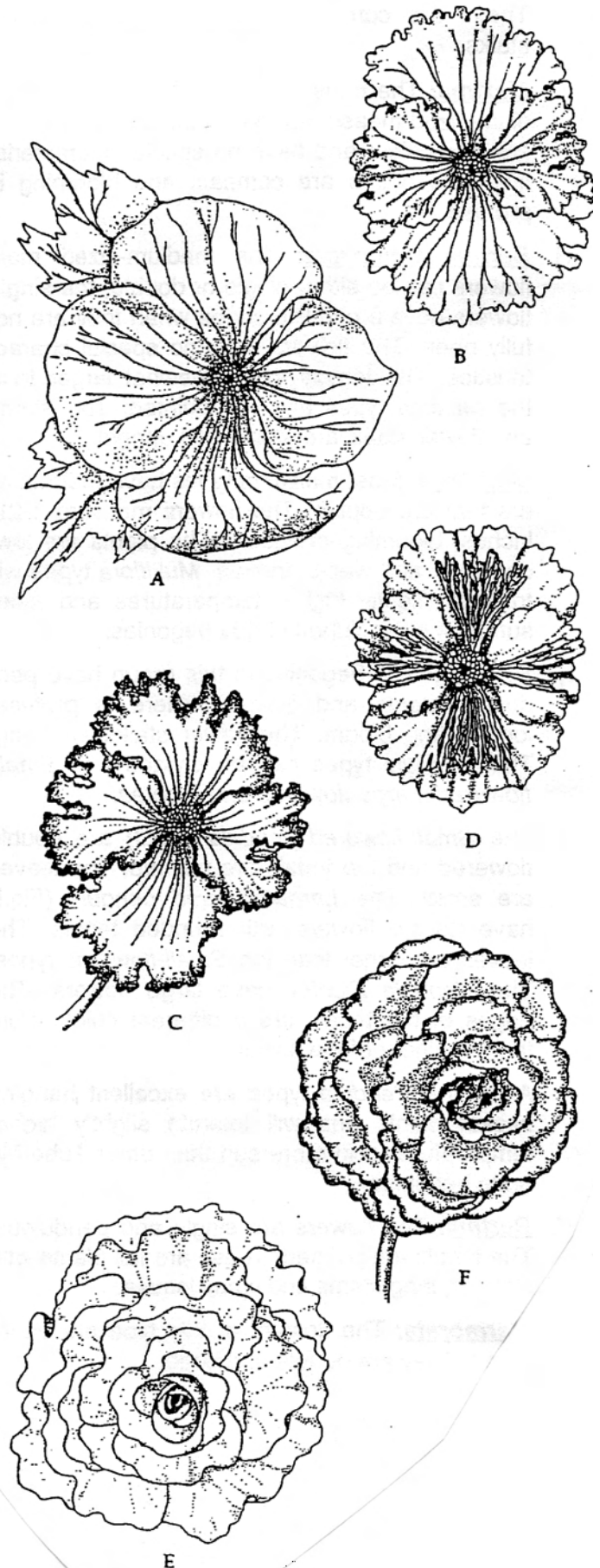
- NG 20. Tuberous Wall Pocket 1 plant - Pendular - any variety  
NG 21. Tuberous Wall Pocket 2 or more plants - Pendular, one variety, one colour



## Tuberous Begonias - Characteristics

- A. Large-flowered Single:** The male flowers are single, one colour and usually measure more than 4 inches. The flowers do not have any special characteristics; they are not ruffled, bi-coloured, variegated, crested or fringed.
- B. Crispa:** The male flowers are single and large, usually measure more than 4 inches. The edges of the tepals are ruffled.
- C. Crispa Marginata:** The male flowers are single and usually measure more than 4 inches. The edges of the tepals are ruffled and are a different colour from the remainder of the flower.
- D. Cristata:** The male flowers are single and large and usually measure more than 4 inches. A large portion of the tepals is crested.
- E. Large-Flowered Doubles:** The male flowers are double and large and usually measure over 4 inches; they are one colour. The flowers do not have any special characteristics; they are not ruffled, bi-coloured, variegated, crested or fringed. Within the Large-flowered Double group are two flower types; rose form, which have a rosebud-like center; and camellia-like, as the name indicates, which resemble a camellia.
- F. Picotee:** The male flowers are double and usually measure over 4 inches. The edges of the tepals are a different colour from the remainder of the flower. The depth of the edging varies from a very fine to a narrow border. In some varieties, the border blends into the dominate colour.
- Ruffled Picotee:** The male flowers are double and usually measure over 4 inches. The edges of the tepals are ruffled and a different colour from the remainder of the flower.
- G. Fimbriata:** The male flowers are double and usually measure over 4 inches. The edges of the tepals are ruffled and fringed to various degrees. The flowers of this group resemble carnations.

**Grandiflora Compacta:** The flowers are double and range from 3 - 4 inches; the flowers, are, therefore, smaller than the Large-flowered Double and larger than the *Maxima* types. These are compact plants with sturdy flower stalks.



**Maxima:** The male flowers are double and medium-sized measuring 2½ - 3 inches; the flowers are one colour and have no special characteristics. The plants are compact and blooming is profuse.

**H. Bertini Compacta:** The medium sized male flowers can be either single or double, the single flowers have a cup-like shape when they are not fully open. The flowers have no special characteristics. The leaves are somewhat larger than the Maxima types and are pointed. The stems and flower stalks are sturdy and upright.

**Multiflora:** Most multiflora types have male flowers that are double. The flowers measure 1 - 2½ inches. The blooming is profuse. The plants are low, compact and well branched. Multiflora types will tolerate slightly higher temperatures and more sun than other Tuberhybrida begonias.

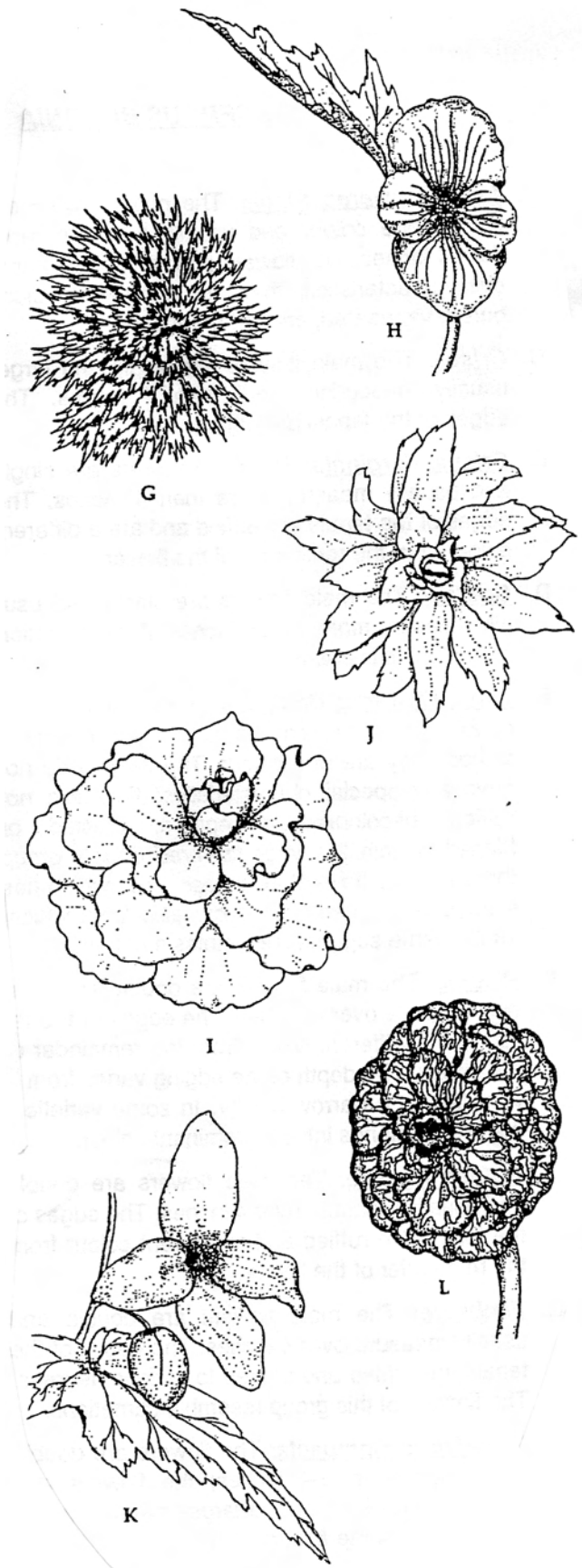
**I. Pendula:** the begonias in this group have pendulous stems and flowers. There is produce long-lasting bloom. The flower stalks are long. The *Pendula* types can be divided into *Small-flowered*, *Large-flowered* and *Picotee*.

The *Small-flowered pendula* (**Fig. J**) are double flowered and the tepals are pointed. The leaves are small. The *Large-flowered pendula* (**Fig. I**) have double flowers with rounded tepals. The leaves are larger than the Small-flowered types. The *Pendula Picotee* have large flowers. The edges of the tepals are a different colour from the remainder of the flower.

All of the *Pendula* types are excellent hanging basket plants and will tolerate slightly higher temperatures and more sun than other Tuberhybrida begonias. Must cover 2/3 of basket which should be below top of container.

**K. Bertini:** The flowers are single and pendulous. The tepals are pointed. These are full plants with slender, long stems and small leaves.

**L. Marmorata:** The flowers of this type are variegated. They are double and large.



## Fuchsias - Characteristics

### 1. Hanging Fuchsias

Basket or Wall Pocket: These plants shall present a balanced effect of evenly distributed branches with a profusion of flowers and foliage; two-thirds of which should be below the rim of the container.

### 2. Variegated Leaf Fuchsias

A fuchsia is grown and judged primarily on the basis of its leaf colour and quality. The leaves must have a combination of two or more colours. Colour and quality of foliage are judged in place of blooms. **Flowers are not required.**

### 3. Ornamental Leaf Fuchsia

A fuchsia with one colour of leaf other than green such as blush, yellow, etc. **Flowers are not required.**

### 4. Species Fuchsia

Plants are recognizably distinct, occurring in the wild and most often breed true from seed. Seed berries acceptable.

### 5. Triphylla Types

A fuchsia grown for its unique flower formation - clusters of long tubes, short sepals and single corollas. Should be freely grown. **Seed berries** acceptable.

### 6. Encliandra Types

Diminutive flowers and leaves, can be shown in all definitive plant forms with true proportions expected. **Seed berries** acceptable.

### 7. Standard Fuchsias - Tree

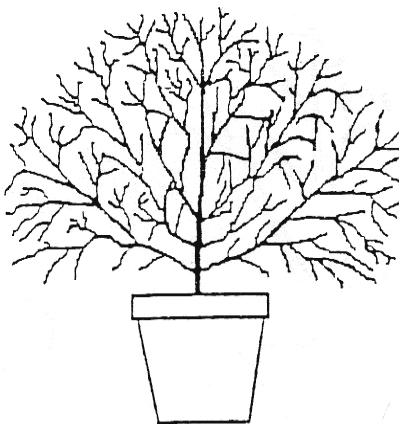
This plant shall have only one straight trunk. 1st year grown standard fuchsia may have the leaves left on the stem. The crown or head, should be a profusion of branches, flowers and foliage presenting a balanced effect from all sides.

#### Standard Sizes

- *Oversized Standard* - stem to measure not less than 42" from soil level to the lowest branch.
- *Tall Standard* - stem to measure not less than 30" and not more than 42".
- *Medium Standard* - stem to measure not less than 19" and not more than 30".
- *Table or Quarter Standard* - stem to measure not less than 12" and not more than 19".

### 8. Bush Fuchsias


This plant should be from one to three times the height of the container and have **one** vertical stem 1½" - 12" **above** the surface of the soil. One plant to a container with a well-balanced effect and profusion of flowers and foliage. All foliage and flowers must be above the rim of the container. Unobtrusive stakes are acceptable.



Bush

### 9. Shrub Fuchsias

One plant to a container with a well balanced effect and profusion of flowers and foliage. All foliage and flowers must be above the rim of the container. Unobtrusive stakes are acceptable. This type produces **several shoots below** soil level.



Shrub

### 10. Fuchsia Blooms

Blooms should be in their prime. Flowers should be of good form and typical of their variety - fresh, crisp, and free from insect damage.

### 11. Fuchsia Branches

Branches of fuchsias of the same cultivar displayed in a container. Flowers must be fresh and in prime condition from bud stage to full bloom. Variegated or ornamental foliage branches may be entered without flowers. The arrangement should be pleasing to the eye and shown at their best. Should be displayed in a container of proper size and colour to present a pleasing effect.

## **Fuchsia Bonsai - Characteristics**

### **1. Bonsai Styles**

A fuchsia plant cannot be wired like a traditional bonsai such as a pine tree. Some cultivars are not suitable for bonsai.

#### **a. Informal Style**

The first branch should start one third of the way up the trunk. Branches should grow alternately left and right in a non-symmetrical fashion. No branch should touch or grow below the rim of the container.

#### **b. Windswept Style**

The trunk and branches should grow in one direction only, either to the left or the right (see illustration below). The base of the trunk should be close to one end of the container slanting toward the other end to give it balance. No branch or blossom should extend below the rim of the container.

#### **c. Cascade Style**

A tree planted in a tall or semi-tall pot with the branches extending to or below the bottom of the pot.

#### **d. Semi-Cascade Style**

The same as the Cascade style above, with the branches extending below the rim of the pot but not below the bottom of the pot.

#### **e. Slant Style**

May have a gentle curve to present the plant looking as if it is falling over. In its natural habitat other branches may prevent this.

#### **f. Two Trunk Style**

This is where 2 or 3 branches break from the trunk.

#### **g. Formal**

Trunk well-shaped with strongly defined branch and root lines.

### **2. Trunk and Roots**

The trunk should be woody and thick at the base, well tapered and give the appearance of age. It should be free of pruning scars and branch stubs and unobstructed by branches, leaves or blossoms.

### **3. Branches**

The branches, should be proportionate to the trunk, larger at the bottom and smaller, finer at the top. They should not cross each other or the trunk. They should not come toward the front and should not be opposite each other. They should have short internodes (distance between nodes).

### **4. Leaves**

The leaves should be healthy, small, clean and must show miniaturization from pinching. They should be pruned so as not to obstruct the trunk or the branches from view.

### **5. Flowers**

A fuchsia bonsai for Show should have at least one open blossom (except for variegated or ornamental foliage types) and should be in proportion to the size of the plant.

### **6. Container**

The shape, size and colour are very important to the overall appearance and presentation of the fuchsia bonsai.

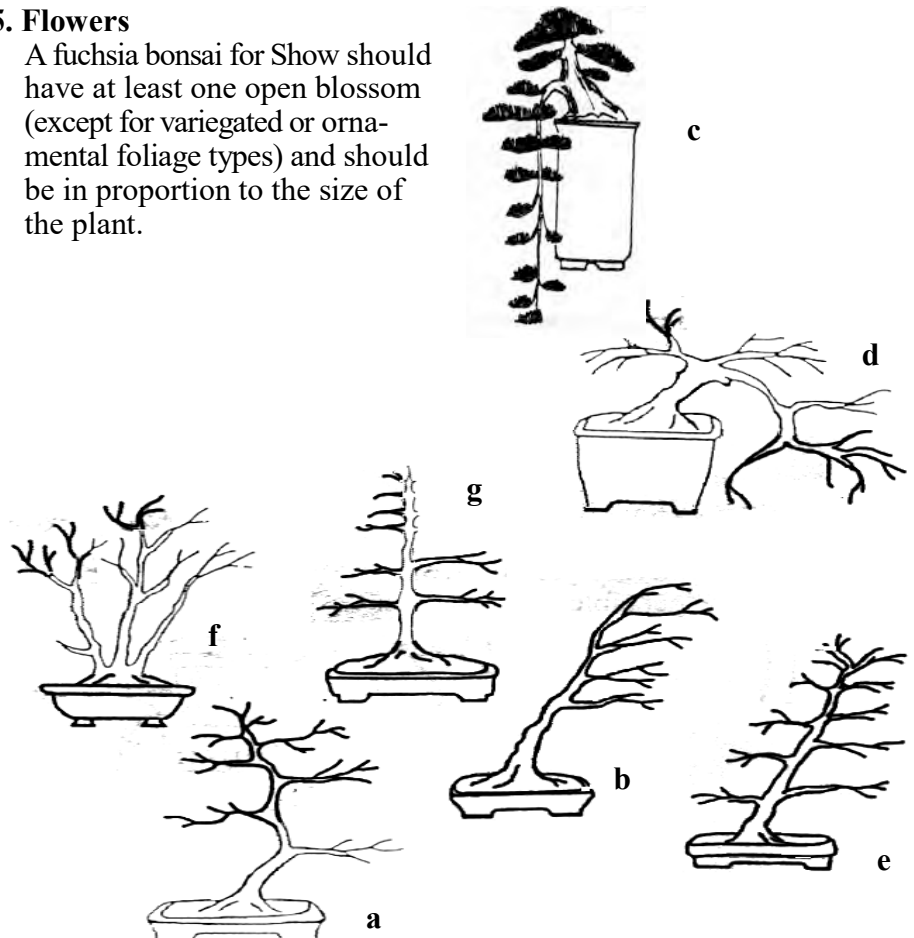
**Shape:** Tall for cascade and semi-cascade forms and shallow for others.

**Size:** The ideal proportion, of the length of the pot, is two thirds of the height of the tree. Height of the pot is equivalent to the diameter of the trunk.

**Colour:** Light or brightly coloured pots draw the eye away from the plant. Soft cool colours of blue, green or muted browns blend better. Glazed or non-glazed are both acceptable for Show purposes.

### **7. Moss**

Moss is acceptable on fuchsia bonsai as a soil dressing but it must be unobtrusive.



# The British Columbia Fuchsia and Begonia Society

## 2019 Show Rules and Schedule

**Fuchsia Classes - Open:** *Classes on this page are Open (O). On page 16 are comparable classes for Novice (N) and Non-Greenhouse (NG) members only to enter.*

### **Standards** - see page 11

- O 30. Miniature Any miniature variety. Pot not to exceed 4". Stem must be 3" to 6" from soil level to lowest branch. - One plant.
- O 31. Table Any variety - 12" to 19" from soil level to lowest branch. One plant.
- O 32. Medium Any variety - 19" - 30" from soil level to lowest branch. One plant.
- O 33. Tall Any variety - 30" - 42" from soil level to lowest branch. One plant.
- O 34. Oversize Any variety - over 42" from soil level to lowest branch. One plant.

### **Bush** - see page 11

- O 35. Miniature Any miniature variety. Pot not to exceed 4". One plant.
- O 36. Typical Any variety in a container not exceeding 5". One plant.
- O 36A. Typical Any variety in a container not exceeding 8". One plant.
- O 37. Oversize Any variety in a container larger than 8". One plant.

### **Shrub** - see page 11

- O 38. Typical Miniature - one miniature variety. Pot not to exceed 4". One plant
- O 39. Typical One variety in a container not exceeding 5". One plant.
- O 39A. Typical One variety in a container not exceeding 8". One plant.
- O 40. Oversize One variety in a container larger than 8". One plant.

### **Hanging Baskets** - see page 11

- O 41. Basket Miniature - 1 or more plants - one miniature variety. Maximum basket size 6" in diameter.
- O 42. Basket 1 plant - any variety
- O 43. Basket 2 or more plants - one variety

### **Wall Pockets** - see page 11

- O 44. Miniature 1 or more plants - one miniature variety. Container not to exceed 4" x 6"
- O 45. Wall Pocket 1 plant - any variety
- O 46. Wall Pocket 2 or more plants - one variety

### **Bonsai** (See Rule 26, page 5 of Show Rules for labelling requirements, also see page 12)

- O 47. Miniature Any miniature variety - height up to 6" above soil
- O 48. Bonsai Single or double, any variety, height up to 12" above soil
- O 49. Bonsai Single or double, any variety, height over 12" above soil
- O 49A. Bonsai Fuchsia Bonsai Plant under 3 years of age (in training)

# The British Columbia Fuchsia and Begonia Society

2019 Show Rules and Schedule

**Fuchsia Classes - Master Grower:** *Classes on this page are Master (M). Master Growers can enter any open class not listed below. On page 16 are comparable classes for Novice (N) and Non-Greenhouse (NG) members only to enter.*

## Standards

- M 30. Miniature Any miniature variety. Pot not to exceed 4". Stem must be 3" to 6" from soil level to lowest branch. One plant.
- M 31. Table Any variety - 12" to 19" from soil level to lowest branch. One plant.
- M 32. Medium Any variety - 19" - 30" from soil level to lowest branch. One plant.
- M 33. Tall Any variety - 30" - 42" from soil level to lowest branch. One plant.
- M 34. Oversize Any variety - over 42" from soil level to lowest branch. One plant.

## Bush

- M 35. Miniature Any miniature variety. Pot not to exceed 4". One plant.
- M 36. Typical Any variety in a container not exceeding 5". One plant.
- M 36A. Typical Any variety in a container not exceeding 8". One plant.
- M 37. Oversize Any variety in a container larger than 8". One plant.

## Shrub

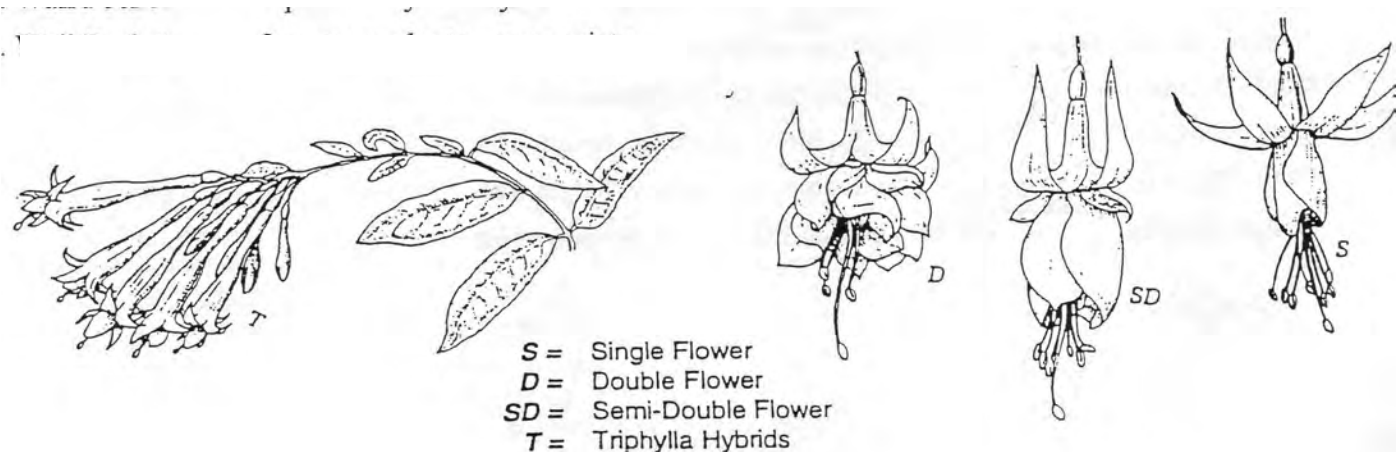
- M 38. Typical Miniature - one miniature variety. Pot not to exceed 4". One plant
- M 39. Typical One variety in a container not exceeding 5". One plant.
- M 39A. Typical One variety in a container not exceeding 8". One plant.
- M 40. Oversize One variety in a container larger than 8". One plant.

## Hanging Baskets

- M 41. Basket Miniature - 1 or more plants - one miniature variety. Maximum basket size 6" in diameter.
- M 42. Basket 1 plant - any variety
- M 43. Basket 2 or more plants - one variety

## Wall Pockets

- M 44. Miniature 1 or more plants - one miniature variety. Container not to exceed 4" x 6"
- M 45. Wall Pocket 1 plant - any variety
- M 46. Wall Pocket 2 or more plants - one variety



# The British Columbia Fuchsia and Begonia Society

## 2019 Show Rules and Schedule

### **Fuchsia Classes for Novice Growers (N)**

#### **Standards**

N 31. Table	Any variety - 12" to 19" from soil level to lowest branch. One plant.
N 32. Medium	Any variety - 19" to 30" from soil level to lowest branch. One plant.
N 33. Tall	Any variety - 30" to 42" from soil level to lowest branch. One plant.
N 34. Oversize	Any variety - over 42" from soil level to lowest branch. One plant.

#### **Bush**

N 36. Typical	Any variety in a container not exceeding 5". One plant.
N 36A. Typical	Any variety in a container not exceeding 8". One plant.
N 37. Oversize	Any variety in a container over 8". One plant.

#### **Shrub**

N 39. Typical	One variety in a container not exceeding 5". One plant.
N 39A. Typical	One variety in a container not exceeding 8". One plant.
N 40. Oversize	One variety in a container over 8". One plant.

#### **Hanging Basket**

N 43. Basket	2 or more plants - one variety.
--------------	---------------------------------

#### **Wall Pocket**

N 46. Wall Pocket	2 or more plants - one variety.
-------------------	---------------------------------

### **Fuchsia Classes for Non-Greenhouse Growers (NG)**

#### **Standards**

NG 31. Table	Any variety - 12" to 19" from soil level to lowest branch. One plant.
NG 32. Medium	Any variety - 19" to 30" from soil level to lowest branch. One plant.
NG 33. Tall	Any variety - 30" to 42" from soil level to lowest branch. One plant.
NG 34. Oversize	Any variety - more than 42" from soil level to lowest branch. One plant.

#### **Bush**

NG 36. Typical	Any variety in a container not exceeding 5". One plant.
NG 36A. Typical	Any variety in a container not exceeding 8". One plant.
NG 37. Oversize	Any variety in a container more than 8". One plant

#### **Shrub**

NG 39. Typical	One variety in a container not exceeding 5". One plant.
NG 39A. Typical	One variety in a container not exceeding 8". One plant.
NG 40. Oversize	One variety in a container exceeding 8". One plant.

#### **Hanging Basket**

NG 43. Basket	2 or more plants - one variety.
---------------	---------------------------------

#### **Wall Pocket**

NG 46. Wall Pocket	2 or more plants - one variety.
--------------------	---------------------------------

# The British Columbia Fuchsia and Begonia Society

## 2019 Show Rules and Schedule


**Fuchsia Classes - Miscellaneous:** *(state whether standard, bush, shrub, hanging basket or wall pocket format if applicable).*  
*These classes, 50 - 65, are available for all members to enter (i.e. Open (0)).*  
*There are no special grower category designations.*

- O 50. Triphylla Type Fuchsia      1 or more plants to a container, one variety (long tube types).
- O 51. *F. 'Centerpiece'* Fuchsia or      1 or more plants, double, trailing. Must be the fuchsia name 'Centerpiece'  
Pink/Mauve Fuchsia or a Pink/Mauve fuchsia.
- O 52. *F. 'Dorothy Cunningham'* Fuchsia - 1 or more plants. Must be the fuchsia named 'Dorothy Cunningham'.
- O 53. 6 Fuchsia Blooms      6 different cultivars to be named. To be displayed as desired.
- O 54. Variegated Foliage or      1 or more plants, one variety, flowers not necessary.  
Ornamental Foliage Fuchsia      See page 11 for clarification #2 & #3
- O 55. New Fuchsia Varieties      In any container (variety introduced in the last 5 years).
- O 56. Species Fuchsia      1 or more plants, one variety seed berries permitted.  
*(Procumbens, Magellanica, Riccartonii, etc.)*
- O 57. Encliandra Type Fuchsia      1 or more plants, one variety, seed berries permitted.  
*(Lottie Hobby, Irish Cup, Ocean Mist, Ariel, White Clove, etc.)*
- O 58. Fuchsia      1 or more plants - pot, hanging basket or wall pocket grown by a person  
16 years of age or younger.
- O 59. Compot/multiplant      6 or more plants - single, upright, any one variety, pot not to exceed 5".  
Type Fuchsia
- O 60. Cut Fuchsia Branches      3 to 5 branches, one variety, container of proper size and colour to  
present pleasing effect. Please print name of fuchsia on a small card.
- O 61. Sweepstake 2019      Fuchsia - to be grown in the container provided.
- O 62. Project Fuchsia Basket 2019      To be grown in basket provided. Eligible for Best in Show Trophy
- O 63. Decorative Shape Fuchsia      Pillars, rings, espaliers, interesting shapes, etc. (Exhibitor to identify and  
name shape.)
- O 64 Fuchsia      2 or more upright plants, same variety in a container more than 5 inches.



**Geraniaceae Classes—Open**

- |                                   |  |
|-----------------------------------|--|
| O 120. Zonal pelargonium          | single bloom – 1 plant, maximum size pot 8 inches                                      |
| O 121. Zonal pelargonium          | semi double or double bloom, one plant - maximum size pot 8 inches                     |
| O 122. Stellar pelargonium        | one plant - maximum size pot 8 inches  |
| O 123. Scented leaf pelargonium   | one plant – maximum size pot 10 inches   |
| O 124. Geranium (hardy geranium)  | any type - any size pot  |
| O 125. Ivy pelargonium            | any type, one or more varieties  |
| O 126. Regal pelargonium          | (Martha Washington) – any size pot   |
| O 127. Project pelargonium (2019) | Variety to be determined   |
| O 128. Miscellaneous              | any other pelargonium not listed above (e.g. Angels, Uniques, Erodiums, species, etc.) |



***Ivy Leaf Pelargonium***



**Zonal Pelargonium**



**Regal Pelargonium**

# The British Columbia Fuchsia and Begonia Society

## 2019 Show Rules and Schedule

**Shade Loving Plants - Classes:** *These classes, 66 - 113, are available for all members to enter (i.e. Open (O)). There are no special grower category designations.*

### Novelty

- O 66. Interesting Container 1 or more plants - one variety - fuchsia, begonia or other shade loving plant listed in the Show Schedule. No relationship required between plant and container.  
Points: 60% for container (plant pot should not be visible), 40% for plants.  
(your interpretation)
- O 67. Novelty Container 1 or more plants - one variety - fuchsia, begonia or other shade loving plant as listed in the Show Schedule presented in a novelty container. There must be some relationship between plant and container. Provide brief written explanation of the relationship (i.e. colour, design, etc.). Plants should be in proportion to the container.  
Points: 50% for plant and flowers, 50% for quality of presentation and theme.

### Ferns

- O 68. Fern 1 plant - small leaves or fine foliage (excludes Asparagus and Boston Fern)
- O 69. Fern 1 plant - large leafed varieties
- O 70. Fern 3 plants in a group - different varieties, 3 separate pots, any sizes

### Gesneriaceae

- O 71. African violet 1 plant - single or double flower - miniature size, single crown
- O 72. African violet 1 plant - single or double flower - standard size, single crown
- O 73. African violet 1 plant - trailing - single or double flower, any variety
- O 74. Gesneriad - Fibrous 1 or more plants (Streptocarpus, Streptocarpella, Episcia, etc.)
- O 75. Gesneriad - Rhizomatous 1 or more plants (Achimenes, Codonanthe, etc.)
- O 76. Gesneriad - Tuberous 1 or more plant (Gloxinia, Sinningia, etc.)

### Impatiens

- O 79. Impatiens 1 plant - Species (Omeiana, etc.)
- O 80. Impatiens 1 plant - single or double flower
- O 81. Impatiens 2 or more plants - single or double flower, one pot, one variety
- O 81A. Impatiens 2 or more plants - single or double flower, one pot, mixed varieties
- O 82. Impatiens 1 plant - New Guinea
- O 83. Impatiens 2 or more plants - New Guinea, one pot, one variety
- O 83A. Impatiens 2 or more plants - New Guinea, one pot, mixed varieties

### Coleus

- O 84. Coleus 1 plant - small leaves other than Kong type.
- O 85. Coleus 2 or more plants - small leaved, one pot, one variety
- O 85A. Coleus 2 or more plants - small leaved, one pot, mixed varieties
- O 86. Coleus 1 plant - large leaved Kong types
- O 87. Coleus 2 or more plants - large leaved - Kong types, one pot, one variety
- O 87A. Coleus 2 or more plants - large leaved - Kong types, one pot, mixed varieties
- O 88. Coleus 1 plant - trailing type
- O 89. Coleus 2 or more plants - trailing type, one pot, one variety
- O 89A. Coleus 2 or more plants - trailing type, one pot, mixed varieties
- O 89B. Coleus 2 or more plants - one pot, any varieties.

### Caladium

- O 90. Caladium 1 or more tubers, one pot, one variety.

### Terrariums

- O 91. Terrarium 1 or more plants - open or closed container. Must have some plants included in Show Rules.  
(No accessories)

### The Wild Side

- O 92. Wild Side any plant in our Show Rules that is unruly and a little wild - 1 or more plants.

### Miniature Gardens

- O 93. Miniature Garden - A dish garden. Any size, shape or colour of container. Any accessories may be of your own choice (plants or objects). A any plant in our Show Schedule must be the focal point.  
This entry will be viewed from the front.

# The British Columbia Fuchsia and Begonia Society

## 2019 Show Rules and Schedule

### **Decorative Arrangements - Classes:**

*All arrangements will be judged visually from the front. Accessories and supplementary foliage may be used in the following arrangements. Cut flowers are to be used in categories 100 - 108 and 109A. All fuchsias, begonias and pelargoniums used in this category do not have to be grown by the exhibitor, however, you may use more than one variety of either fuchsia, begonia or pelargoniums in creating these arrangements. All measurements include the container.*

#### **Fuchsia**

- O 100. 'Itsy Bitsy Teeny Weeny'      An arrangement measuring 5" x 5" x 5" or less  
O 101. 'Oriental Theme'      Your interpretation  
O 102. 'Harmony in a Tea Cup'      Your interpretation  
O 103. 'Floral Reflections'      A water viewing (2/3 water showing) using fuchsias  
O 103A 'The Way You Wear Your Hat' Maximum size 10 inches wide and 18 inches high.  
O 103B 'The Birds'      Your interpretation

#### **Begonia**

- O 104. 'Touch of Splendour'      One begonia bloom  
O 105. 'Mexican Sunset'      Your interpretation  
O 106. 'Beautiful Dreams'      Your interpretation  
O 107. 'Begonia Reflections'      A water viewing (2/3 water showing) using begonias  
O 107A 'The Bees'      Your interpretation

#### **Shade Loving Arrangement**

- O 108. 'Burst of Colour'      An arrangement using any shade loving flowers as listed in the Show Schedule. Your interpretation e.g. impatiens, semperflorens, fibrous begonias, etc.

#### **Foliage Arrangement**

- O 109. 'Shades of Summer'      A foliage arrangement (must only include foliage from plants listed in the Show Schedule). e.g. ferns, coleus, gesneriads, begonias, caladiums, etc.

---

---

#### **Potpourri**

- O 110. 'Potpourri'      Established **mixed\*** planter with **fuchsias as featured plant(s). No hanging baskets.**  
O 111. 'Potpourri'      Established **mixed\*** planter with **begonias as featured plant(s). No hanging baskets.**  
O 111A 'Potpourri'      Established **mixed\*** planter with **pelargoniums as featured plant(s). No hanging baskets.**  
O 112. 'Potpourri'      Established **mixed\*** hanging basket with **fuchsias as featured plant(s) - may include more than one variety of fuchsia.**  
O 113. 'Potpourri'      Established **mixed\*** hanging basket with **begonias as featured plant(s) - may include more than one variety of begonia.**  
O 114. Potpourri'      Established **mixed\*** hanging basket with **pelargoniums as featured plant(s) - may include more than one variety of pelargonium.**

\* **Mixed** means using lobelia, ivy, bacopa, etc.

# The British Columbia Fuchsia and Begonia Society

2019 Show Rules and Schedule

## Trophies and Rosettes Awarded at Annual Show

### Master Growers not eligible

Best Fuchsia Standard  
Best Fuchsia Bush  
Best Fuchsia Shrub  
Best Fuchsia Hanging Basket  
Best Fuchsia Wall Pocket  
Best Single Stem Tuberous Begonia  
Best Multiple Stem Tuberous Begonia  
Best Hanging Basket Tuberous Begonia  
Best Wall Pocket Tuberous Begonia

### All Members Eligible

Best 'Centerpiece'/Double Pink/Mauve Fuchsia  
Best 'Dorothy Cunningham' Fuchsia  
Best Bonsai Fuchsia  
Best Fern  
Best Non-Tuberous Begonia  
Best Rhizomatous Begonia  
Largest Begonia Bloom  
Best Triphylla Fuchsia  
Most Points Awarded (awarded in December)  
Most Points Awarded in Decorative Arrangements

**Best Fuchsia in Show**  
**Best Begonia in Show**  
**Best Geraniaceae in Show**

### Master Growers only eligible

Best Fuchsia Standard  
Best Fuchsia Bush or Shrub  
Best Fuchsia Hanging Basket  
Best Fuchsia Wall Pocket  
Best Single Stem Tuberous Begonia  
Best Multiple Stem Tuberous Begonia  
Best Hanging Basket Tuberous Begonia  
Best Wall Pocket Tuberous Begonia  
Best Begonia - Seedling/Cutting

### Members without greenhouses only

Best Non-Greenhouse grown Begonia  
Best Non-Greenhouse grown Fuchsia

### Novice Growers only

Best Novice grown Begonia  
Best Novice grown Fuchsia

### *Special Awards*

Peoples' Choice Fuchsia (\$25.00 cash prize)  
Peoples' Choice Begonia (\$25.00 cash prize)  
Peoples' Choice Pelargonium (\$25.00 cash prize)

---

## *Rosettes*

Best Display of 6 Fuchsia Blooms  
Best Display of 6 Begonia Blooms  
Best Fuchsia Cut Branches  
Best African Violet  
Best Gesneriad  
Best Decorative Fuchsia Arrangement  
Best Decorative Begonia Arrangement  
Best Foliage Arrangement  
Best Shade-loving Arrangement  
Best Impatiens  
Best Variegated or Ornamental Leaf Fuchsia  
Best Plant in Show by a Member 16 Years and Younger  
Best Terrarium  
Best Compot  
Best Caladium  
Best New Varieties

Best Species Fuchsia  
Best Interesting Container  
Best Novelty Container  
Best Coleus  
Best Decorative Shape Fuchsia  
Best Tuberous Seedling/Cutting Begonia - open class  
Best Sweepstake Fuchsia (2019)  
Best Sweepstake Begonia (2019)  
Best Sweepstake Pelargonium (2019)  
Best Project Fuchsia Basket (2019)  
Best Species Begonia  
Best Potpourri  
Best Encliandra Fuchsia  
Best Semi-Tuberous Begonia

### *Special Rosettes*

**Best Fuchsia in Show**  
**Best Begonia in Show**  
**Best Geraniaceae in Show**